



## Winvesta

### Fund your Multi-Currency Account online with Axis


---



#### Log on to your net banking account

- Login to <https://www.axisbank.com/>
- Go to Payments & Transfer -> Transfers -> Fund Transfer
- Select 'Overseas Transfer' tab
- Click 'Send Money Now'

#### Receiver Details

- Receiver Type: Self
- Receiver Name: <Your name as on the MCA>
- Receiver Nickname: <Anything that suits you (eg. Winvesta MCA USD)>
- Receiver Address: <If you don't have a UK address, enter your Indian address here>
- Pincode/Zipcode: <Your Indian Pincode>
- Country: United Kingdom
- Receiver Bank Country: United Kingdom
- Receiver Account Number: <The last 8 digits of your IBAN>
- Receiver Bank SWIFT Code: TCCLGB3L
- Receiver Bank Name: The Currency Cloud Limited
- Currency: <The currency account that you are funding>
- Receiver Bank Sort Code: 041404
- Receiver Bank Address: 12 Steward Street, The Steward Building, London, E1 6FQ, GB
- Verify OTP
- On the transfer screen, select the account you want to use for funding and the beneficiary you just added
- Purpose of Remittance under LRS: Transfer to my own bank account overseas

\*Purpose of Remittance under LRS 

Transfer to my own bank account overseas  

- Fill in the remaining personal details, and confirm the transfer